

Quantum Error Correction and Fault Tolerance, Winter 2024

Problem Set 5

Due:

1. State injection circuits [6 marks]

The control- S gate is in the third level of the Clifford hierarchy and is diagonal in the Z basis. Recall that $S = \text{diag}(1, i)$ and that control- S , $CS = \text{diag}(1, 1, 1, i)$. We can derive a state injection circuit for CS starting from the standard teleportation circuit shown in Figure 1.

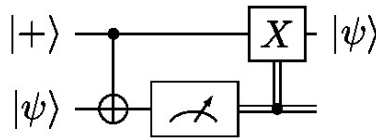


Figure 1: Teleportation circuit

(a) Show that

- $CS^\dagger(X \otimes I)CS = CZ(X \otimes S)$,
- $CS^\dagger(I \otimes X)CS = CZ(S \otimes X)$,
- $CS^\dagger(X \otimes X)CS = XS \otimes S^\dagger X$.

[3 marks]

(b) Commute the CS gate in Figure 2 backwards through the circuit until the input ancilla state is the magic state $CS|++\rangle$ and write down the resultant state injection circuit. [3 marks]

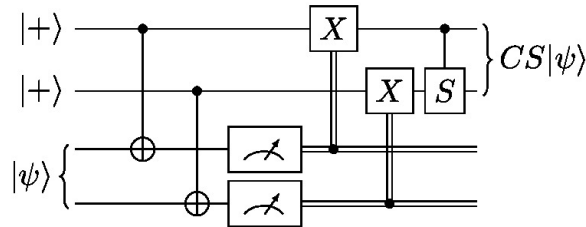


Figure 2: Teleportation circuit with CS

2. Transversal gates of the 5-qubit code [8 marks]

Recall that the stabilizer of the 5-qubit code is generated by the cyclic permutations of $XZZXI$. The logical operators are $\bar{X} = X^{\otimes 5}$ and $\bar{Z} = Z^{\otimes 5}$

- (a) Show that $Y^{\otimes 5}$ is an implementation of logical Y in the 5-qubit code. [1 mark]
- (b) Compute the transformation of X , Y and Z under conjugation by the Clifford gate $K = \exp(\frac{i\pi}{3\sqrt{3}}(X + Y + Z))$. [4 marks]

Hint: use the identity $\exp(i\theta\vec{v} \cdot \vec{\sigma}) = \cos\theta I + \sin\theta\vec{v} \cdot \vec{\sigma}$, where $\vec{\sigma} = (X, Y, Z)^T$ and $|\vec{v}| = 1$.

- (c) Show that $\overline{K} = K^{\otimes 5}$ in the 5-qubit code, i.e., this gate is transversal. [3 marks]

3. Transversal gates of the $[[8,3,2]]$ code [14 marks]

The $[[8,3,2]]$ code is the smallest known stabilizer code with a transversal non-Clifford gate. Its stabilizer group is

$$\langle X^{\otimes 8}, Z_1Z_2Z_3Z_4, Z_5Z_6Z_7Z_8, Z_1Z_2Z_5Z_6, Z_2Z_4Z_6Z_8 \rangle.$$

An easy way to understand the code is to consider a cube with qubits placed at the vertices, as shown in Figure 3. In this picture, the Z stabilizer generators are associated with faces, i.e., for each face f we have the stabilizer $Z(f) = \prod_{v \in f} Z_v$, where Z_v denotes Z applied to the qubit at vertex v . In this picture we can also define a convenient basis for the logical operators where the logical X operators are associated with faces and the logical Z operators are associated with edges. That is, $\overline{X}_1 = X_1X_2X_3X_4$, $\overline{X}_2 = X_1X_2X_5X_6$, $\overline{X}_3 = X_2X_4X_6X_8$, $\overline{Z}_1 = Z_1Z_5$, $\overline{Z}_2 = Z_1Z_3$ and $\overline{Z}_3 = Z_1Z_2$.

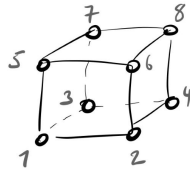


Figure 3: $[[8,3,2]]$ code qubit labels

- (a) Write down the encoded computational basis states of the $[[8,3,2]]$ code. [4 marks]
- (b) Show that $S_2S_4^\dagger S_6^\dagger S_8$ implements a logical \overline{CZ}_{12} gate (acts as CZ on encoded qubits 1 and 2). [4 marks]

Hint: you can either apply the gate to the encoded computational basis states or conjugate the logical Pauli operators. Recall that $CZ|xy\rangle = (-1)^{xy}|xy\rangle$ for $x, y \in \{0, 1\}$ and $CZ(X \otimes I)CZ^\dagger = X \otimes Z$.

- (c) Write down transversal implementations of \overline{CZ}_{13} and \overline{CZ}_{23} . [2 marks]
- (d) Show that $T_1T_2^\dagger T_3^\dagger T_4T_5^\dagger T_6T_7T_8^\dagger$ implements a logical \overline{CCZ} gate. [4 marks]

Hint: Recall that $CCZ|xyz\rangle = (-1)^{xyz}|xyz\rangle$ $x, y, z \in \{0, 1\}$ and $CCZ(X \otimes I \otimes I)CCZ^\dagger = X \otimes CZ$.